

**JANOME**


**MODEL 405**





**JANOME**

# Easy-to-operate heavy-duty machine

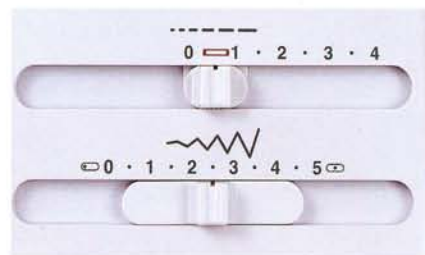


## Auto-declutch bobbin winder system

Simply insert thread into the bobbin, place it on the bobbin winder spindle and press the foot controller. The machine will finish the bobbin winding process automatically, so you will have perfect bobbins every time.

## Stitch length and width adjustment levers

Easily adjust the stitch length and width to personalize your stitches.



## Convenient one-hand thread cutter

Strategically placed on the left side of your machine so that you can efficiently cut your thread - providing the perfect thread length for the beginning of your next stitch.

## Drop feed lever

Easily drop your feed dogs for free-motion, darning and stippling applications.



## Quick foot conversion

Presser feet easily snap on and off when you want to change the presser foot.




## Sewing on heavy weight fabrics

With heavy-duty aluminum die-cast construction, extra-high presser foot lift and powerful needle penetration, heavy weight fabrics can be sewn smoothly.

## Extension table

The removable extension table conveniently stores sewing accessories, as well as enabling free-arm sewing.



## Janome America Inc.

10 Industrial Avenue  
Mahwah, New Jersey 07430  
Telephone: 201-825-3200  
Facsimile: 201-835-1488  
www.janome.com

IBD040906

Printed in Taiwan

Specifications and design subject to change without notice.