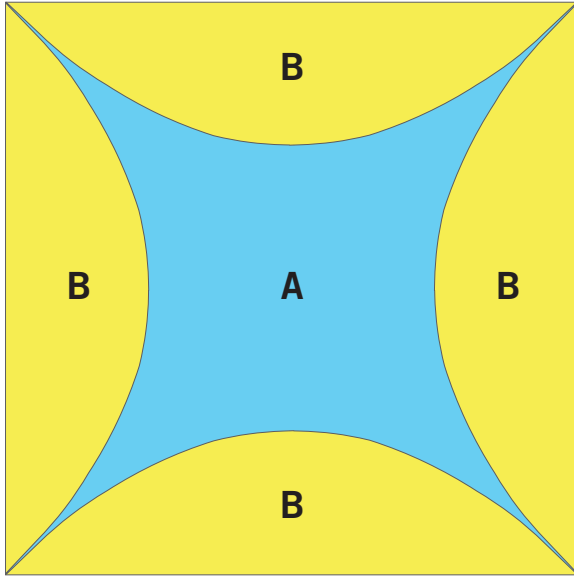




GO![®] Rob Peter to Pay Paul-7" Finished (2-Die Set)

Item Number: 55068

Fabric Cutting Tips for a 2-color, 7" finished Rob Peter to Pay Paul block:

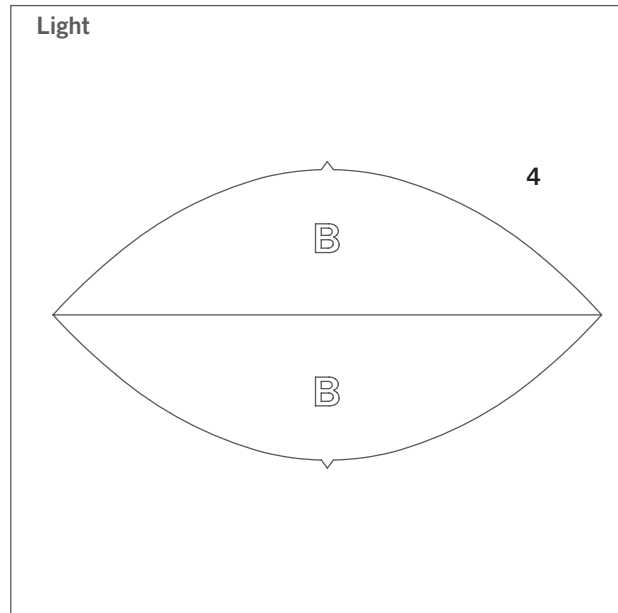
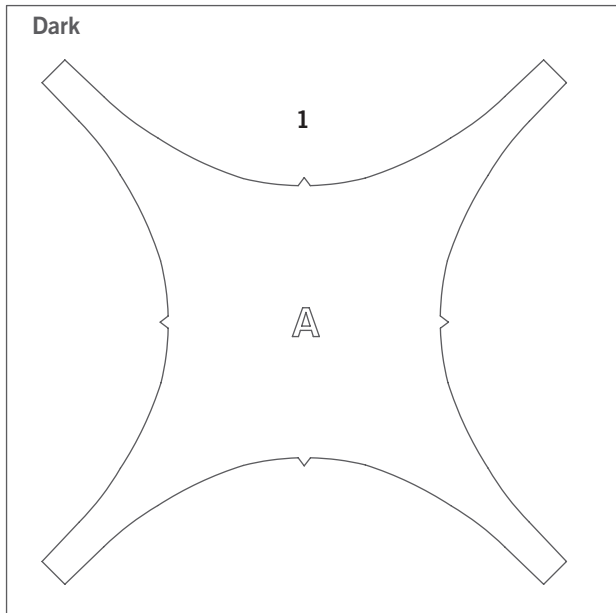


Place fabric over shapes then run through the cutter:

For best cutting results, position fabric on the lengthwise grain (straight of grain) as it goes under the roller. Cover A shape with three layers of one fabric color and run through the cutter, then cover B shapes with three layers of a contrasting fabric color and run through the cutter.

- **Shape A:** Cut an 8³/₄" strip across the width of fabric. Fanfold into 8⁵/₈" widths. Place on selected blade and cut. Cut four A shapes across the width of fabric. One yard of 40" wide fabric cuts 16, A shapes.
- **Shape B:** Cut a 9" strip across the width of fabric. Fanfold into 5¹/₄" widths. Place on selected blade and cut. Cut 14, B shapes across the width of fabric. One yard of 40" wide fabric cuts 56, B shapes.

Shapes needed for 7" finished Rob Peter to Pay Paul



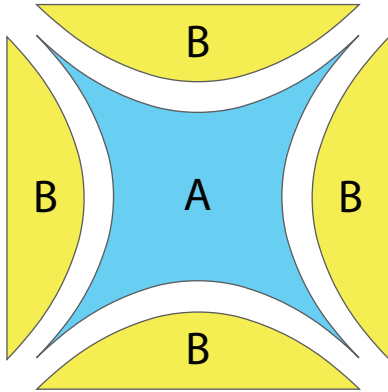


GO![®] Rob Peter to Pay Paul-7" Finished (2-Die Set)

Item Number: 55068

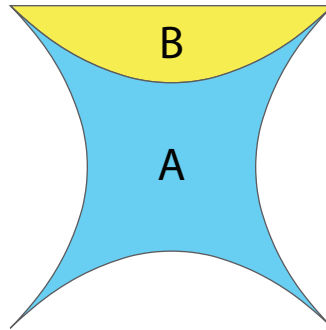
How to Sew the Rob Peter to Pay Paul Quilt Block:

Step 1



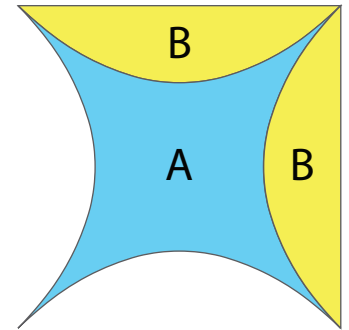
Remove cut pieces from dies and lay out as shown.

Step 2



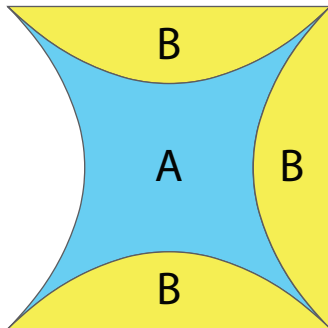
Pin one piece B to piece A right sides together matching center notches. The point end of piece B will extend about 1/4" beyond the squared off end of piece A. Stitch with a 1/4" seam allowance, with piece A on top, easing the two curved edges to match. Carefully finger press seam allowance toward B pieces after each seam is stitched. Place iron on seams to set finger pressed seams. Avoid pushing fabric with iron which can cause block distortion.

Step 3



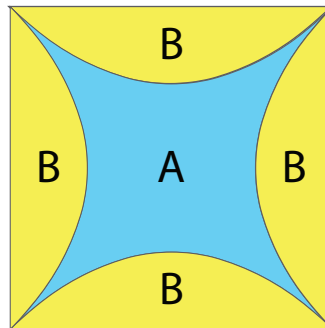
Following Step 2 instructions, pin and sew second piece B to center piece A.

Step 4



Continue to pin and sew third piece B to center piece A.

Step 5



Once block is complete, trim off dog ears from block corners. Block should measure 7 1/2" x 7 1/2".



GO!® Rob Peter to Pay Paul-7" Finished (2-Die Set)

Item Number: 55068

Rob Peter to Pay Paul Quilt Block Coloring Page

Print out and color as desired to test out different color and fabric combinations.

