

dime

Exquisite[™]

On the House

Skating Bird

January 2022



On the House

*Exquisite*TM
by
dime

MATERIALS


- White cotton fabric (large enough to fill a 4" x 4" hoop) plus two 4 ½" squares for the backing fabric
- Batting
- Mylar
- Exquisite Tear' N Wash stabilizer
- Fuse So Soft




EXQUISITE THREADS

- Exquisite 40 wt. Polyester Thread:
 - 010 White
 - 020 Black
 - 4627 Persian Green
 - 309 Shrimp
 - 190 Rosewood
 - 571 Holly Red
 - 903 Retro Mint
 - 109 Aqua

ES4627



ES109



ES903




ES309




ES190




ES571



ES020



ES010



On the House

Exquisite[™]
by
dime



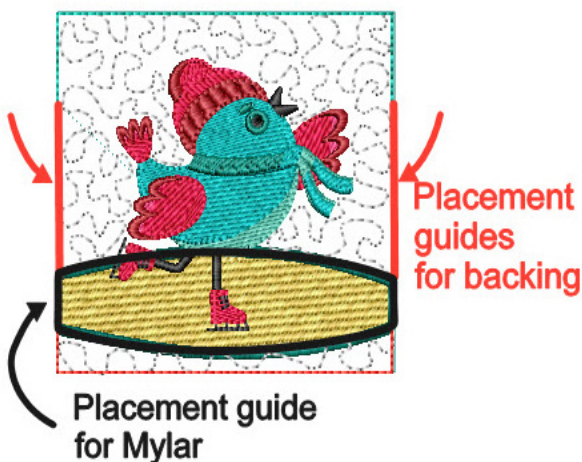
Design size: 4" (99mm) x 4" (99mm)

Color changes: 21

Thread colors: 8

Skating Bird has been created using blended fill stitches, giving the resulting design depth and dimension. This technique uses multiple similar shades within a color family to give a graded color effect. In this whimsical design, three shades of the red family and three shades of the blue-green family are used. The specific Exquisite Poly 40 thread color numbers and names are provided on the following page, which also shows the segments stitched in each color. Use these colors to get a pleasing result that demonstrates the effectiveness of the gradient fill technique.

You can experiment using stair-stepped shades of other color families to enjoy your own unique blended fill creation.



The first color of the design includes a placement guide for the mylar pond and positioning lines for the backing fabrics. Since the backing fabrics are added in the hoop, at the last colors of the stitching sequence, the mug rug is finished in the hoop. We stitched the placement guides in pink thread for easy identification, but we suggest using thread that matches the fabric for best results.

Occasionally, the threads listed in the color sequence are NOT the intended colors. For instance, the first three colors listed in this design are Persian Green, Golden and White. In reality, each color should be stitched in White.

This is necessary as some machine formats will combine same colors and eliminate necessary stops. In this case, the stops are needed to add and tear away mylar. Please use the colors listed here, not on the Color Sequence page or the colors listed in the design at the machine.


On the House

*Exquisite*TM
by
dime


PREP THE FABRICS

Apply Fuse So Soft to the wrong side of the white fabric. Fold down ½" on one side of each 4 ½" backing square. Press.

EMBROIDER



Hoop the white fabric with batting. Attach the hoop to the machine and slide a piece of Tear 'N Wash stabilizer under the hoop. Stitch color 1, the placement guide for the mylar and the backing, in Exquisite 010 White.



Cover the mylar placement guide with mylar and stitch color 2, the mylar complex fill, in Exquisite 010 White (shown in Shrimp in the image below). Tear off the excess mylar.

On the House

*Exquisite*TM
by **dime**



Stitch color 3, the mylar outline in Exquisite 010 White



Stitch color 4, the wing in Exquisite 309, Shrimp.



Stitch color 5, the wing shading in Exquisite 190, Rosewood.



Stitch color 6, the wing satin outline, in Exquisite 571, Holly Red.



Stitch color 7, the skates, in Exquisite 020, black.



Stitch color 8, the body, in Exquisite 903 Retro Mint.



Stitch color 9, the body shading, in Exquisite 109 Aqua.



Stitch color 10, the skates, wings and hat, in Exquisite 309, Shrimp.



Stitch color 11, the shading in Exquisite 190, Rosewood.



Stitch color 12, the satin details, in Exquisite 571, Holly Red.



Stitch color 13, the scarf, in Exquisite 903 Retro Mint.



Stitch color 14, the scarf shading, in Exquisite 109 Aqua.



Stitch color 15, the scarf details, in Exquisite 4627, Persian Green.




Stitch color 16, the eye, in Exquisite 010, White.



Stitch color 17, the beak, skate ties and eye detail in Exquisite 020, Black.



Stitch color 18, eye outline, in Exquisite 4627, Persian Green.




On the House

*Exquisite*TM
by
dime

Remove the hoop from the machine. Place the hoop on a flat surface and carefully tear off the tear away stabilizer.



Take your time to remove all the stabilizer.



Reattach the hoop to the machine and stitch color 19, the quilting, in Exquisite 010, White. Place one prepared backing piece, right side down (RSD) over the block. Aligning the folded edge with the bottom of the placement line. Make sure the excess fabric extends beyond the quilting at the top and sides.





Stitch color 20, the tackdown of the upper backing piece.

On the House





















*Exquisite*TM
by
dime

Place the remaining prepared backing piece, Right Side Down (RSD) over the block. Aligning the folded edge with the top of the guideline. Make sure the excess fabric extends beyond the quilting at the bottom and sides.

 Stitch color 21, the tackdown of the bottom backing piece.




Remove from the hoop. Trim the batting and block fabric close to the outline. Trim the corners. Turn right side out and press.

1		Persian Green 4627 Exquisite Thread 40 Length: 0.461 yd Index: 1, Stitches: 148	11		Rosewood 190 Exquisite Thread 40 Length: 3.582 yd Index: 7251, Stitches: 1454
2		White 10 Exquisite Thread 40 Length: 3.867 yd Index: 149, Stitches: 1138	12		Holly Red 571 Exquisite Thread 40 Length: 1.797 yd Index: 8705, Stitches: 784
3		Persian Green 4627 Exquisite Thread 40 Length: 3.219 yd Index: 1287, Stitches: 1261	13		Retro Mint 903 Exquisite Thread 40 Length: 0.695 yd Index: 9489, Stitches: 330
4		Shrimp 309 Exquisite Thread 40 Length: 0.962 yd Index: 2548, Stitches: 346	14		Aqua 109 Exquisite Thread 40 Length: 0.862 yd Index: 9819, Stitches: 394
5		Rosewood 190 Exquisite Thread 40 Length: 0.740 yd Index: 2894, Stitches: 272	15		Persian Green 4627 Exquisite Thread 40 Length: 0.445 yd Index: 10213, Stitches: 206
6		Holly Red 571 Exquisite Thread 40 Length: 0.373 yd Index: 3166, Stitches: 178	16		White 10 Exquisite Thread 40 Length: 0.035 yd Index: 10419, Stitches: 20
7		Black 20 Exquisite Thread 40 Length: 0.428 yd Index: 3344, Stitches: 229	17		Black 20 Exquisite Thread 40 Length: 0.403 yd Index: 10439, Stitches: 166
8		Retro Mint 903 Exquisite Thread 40 Length: 3.756 yd Index: 3573, Stitches: 1208	18		Persian Green 4627 Exquisite Thread 40 Length: 0.172 yd Index: 10605, Stitches: 137
9		Aqua 109 Exquisite Thread 40 Length: 4.420 yd Index: 4781, Stitches: 1440	19		White 10 Exquisite Thread 40 Length: 1.289 yd Index: 10742, Stitches: 579
10		Shrimp 309 Exquisite Thread 40 Length: 2.698 yd Index: 6221, Stitches: 1030	20		Aqua 109 Exquisite Thread 40 Length: 0.270 yd Index: 11321, Stitches: 119

21



 Holly Red

571 Exquisite Thread 40

Length: 0.270 yd

Index: 11440, Stitches: 119

dime

Exquisite[™]