

On the House

Birdhouse Design

Design Template

The image on the following page is a 100% size template for the 5" x 7" Birdhouse design. You can use it to place this design precisely where you want it on your garment or other item. Just print this page and cut out around the image. Place it in your hoop at the desired location and center your needle over the cross-hair where all of the lines intersect. You can also use it to audition applique fabric - described below.

Information about this Design:

Birdhouse 5"x 7" has been created using an applique for the body of the house and another for the roof. You can use solid fabrics or a very small print. To assure that you are pleased with the color or scale of any print fabric, use the template on the following page to audition your prospective fabrics. Cut away the paper inside the area where fabric will be used. Place this "window" over your prospective fabrics to audition them. This way, you can find the perfect fabrics in your stash. You may use appliques or leave the openings empty, depending on your host fabric and desired look.

Choosing the Design Version:


Birdhouse 5"x 7" has two versions - one for those who like to pre-cut their appliques and another for those who prefer to place a fabric down, tack it down, and trim in the hoop. The reason for the two versions is to make the applique work best for each method.

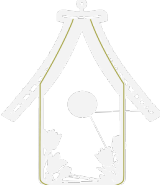
1. Trim in the Hoop Version - The first color segment in the applique is the placement line, showing where to place your prepared fabric. The second segment is a run stitch that tacks the fabric in place. Trim away the excess fabric outside the run stitch and stitch the third segment, which is the satin cover stitch. The run stitch is easy to trim closely against. The satin stitch that follows is designed to be placed 50% inside the run stitch and 50% outside, securing fabric inside the stitching line and covering the excess margin outside the run stitch.
2. Pre-Cut Version - The first segment is a placement line, showing where to place your prepared pre-cut fabric. The second segment is a zig-zag tack-down stitch, with 75% of the stitch width designed to stitch onto the cut applique piece, and 25% outside the fabric edge. The next segment is the satin stitch, which covers the zig-zag tack-down.


Color Information


The specific Exquisite Poly 40 thread color numbers and names are provided on the following page, which also shows the segments stitched in each color.


Note that the color segments on the Color Sequence sheet are labeled using the same color for the three applique segments, but they are not labeled the same in the embroidery file. This is because some machines will not stop when the the same color follows the previous color. To reduce unnecessary color changes, please follow the color sequence shown in this Color Sequence sheet.

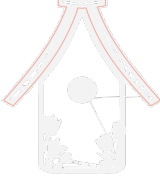


1  **Avocado**
950 Exquisite Thread 40
Length: 0.327 m Index:
1, Stitches: 95


2  **Avocado**
3014 Exquisite Thread 40
Length: 1.046 m
Index: 96, Stitches: 414

3  **Avocado**
3014 Exquisite Thread 40
Length: 4.859 m
Index: 510, Stitches: 1516

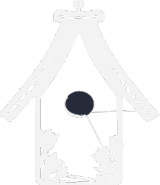
4  **Light Swamp Green**
951 Exquisite Thread 40
Length: 1.772 m
Index: 2026, Stitches: 803

5  **Papaya**
3014 Exquisite Thread 40
Length: 0.435 m
Index: 2829, Stitches: 128


6  **Papaya Exquisite**
3014 Thread 40 Length:
1.489 m
Index: 2957, Stitches: 546


7  **Papaya**
3014 Exquisite Thread 40
Length: 8.469 m
Index: 3503, Stitches: 2500


8  **Flesh**
502 Exquisite Thread 40
Length: 4.536 m
Index: 6003, Stitches: 3566

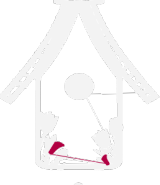
9  **Charcoal**
116 Exquisite Thread 40
Length: 1.974 m
Index: 9569, Stitches: 1011


10  **Gettysburg**
115 Exquisite Thread 40
Length: 0.540 m
Index: 10580, Stitches: 181

11  **Lincoln Green**
3325 Exquisite Thread 40
Length: 1.236 m
Index: 10761, Stitches: 620

12  **Burgundy**
333 Exquisite Thread 40
Length: 2.099 m
Index: 11381, Stitches: 784

13  **Ballet Pink**
332 Exquisite Thread 40
Length: 2.054 m
Index: 12165, Stitches: 697

14  **Burgundy**
333 Exquisite Thread 40
Length: 0.501 m
Index: 12862, Stitches: 166

15  **Peacock**
447 Exquisite Thread 40
Length: 1.505 m
Index: 13028, Stitches: 868

