

HCU2 SERIES

Heavy-Duty Commercial Embroidery Machine

*The ULTIMATE single-head
for the serious embroiderer.*

- **FAST 1500 stitches per minute**
- **Huge 23" x 16" sewing field**
- **Digital tension, automatic digital presser foot**
- **Keeper-less, ultra slender sewing arm**
- **Open front sewing area**
- **User-friendly touchscreen controller**



engineered & manufactured by
HappyJapan

brought to you by
TEXMAC
877.335.5206 • www.happyjapan.com

HCU2 SERIES

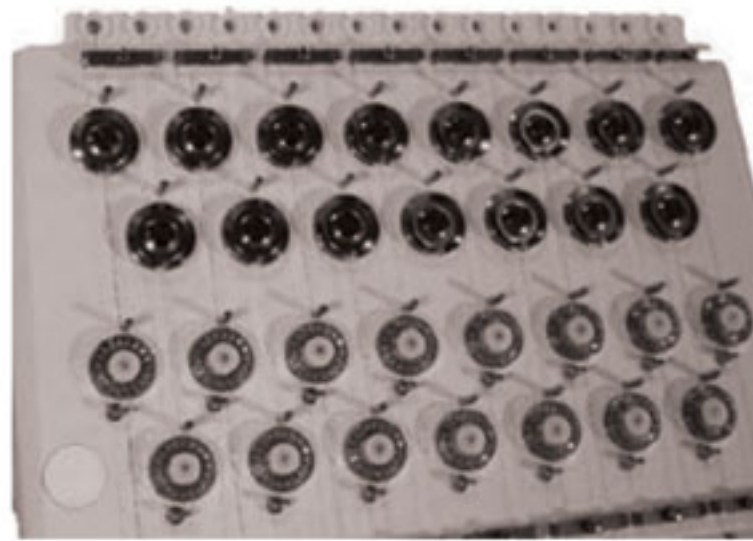
● ABOUT THIS MACHINE

The HCU-1501 represents the top of the line in capability among HappyJapan's line of single-head machines. With the largest standard sewing area (23.5"x15.7") and highest sewing speed (1500spm max) in the model lineup, HCU can meet the most demanding embroiderers' needs. HCU is packed with innovations such as digital presser foot & digital tension adjustment, automatic material thickness detection/compensation and an keeper-less, ultra-slim profile sewing arm to enable embroidery in normally hard-to-reach areas.

● STANDARD FEATURES AND FUNCTION HIGHLIGHTS

- Intuitive Color LCD touchscreen panel
- Very large 23.5" x 15.7" sewing field
- High 1500 spm max sewing speed
- Digital tension & presser foot settings
- Automatic material thickness detection
- Servo drive for efficient, high-speed operation
- Narrow cylinder arm for sewing pockets, socks, etc
- Open front design accommodates very large items
- Onboard help, automatic error correction
- Onboard editing: rotate, scale, mirror, satin pull compensation, stitch cleanup, lockstitching
- Import any compatible 3rd-party hoop onscreen for accurate positioning
- Onscreen help, auto-error correction
- Load, set up additional designs while machine is running

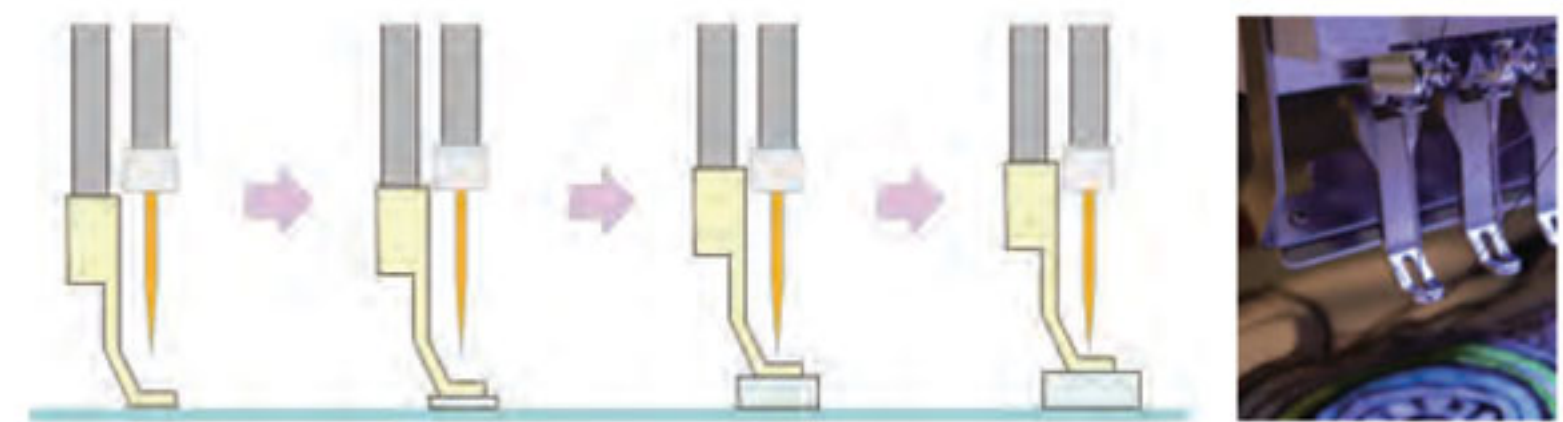
● Feature Highlights



Digital tension adjustment



Digital Presser foot settings

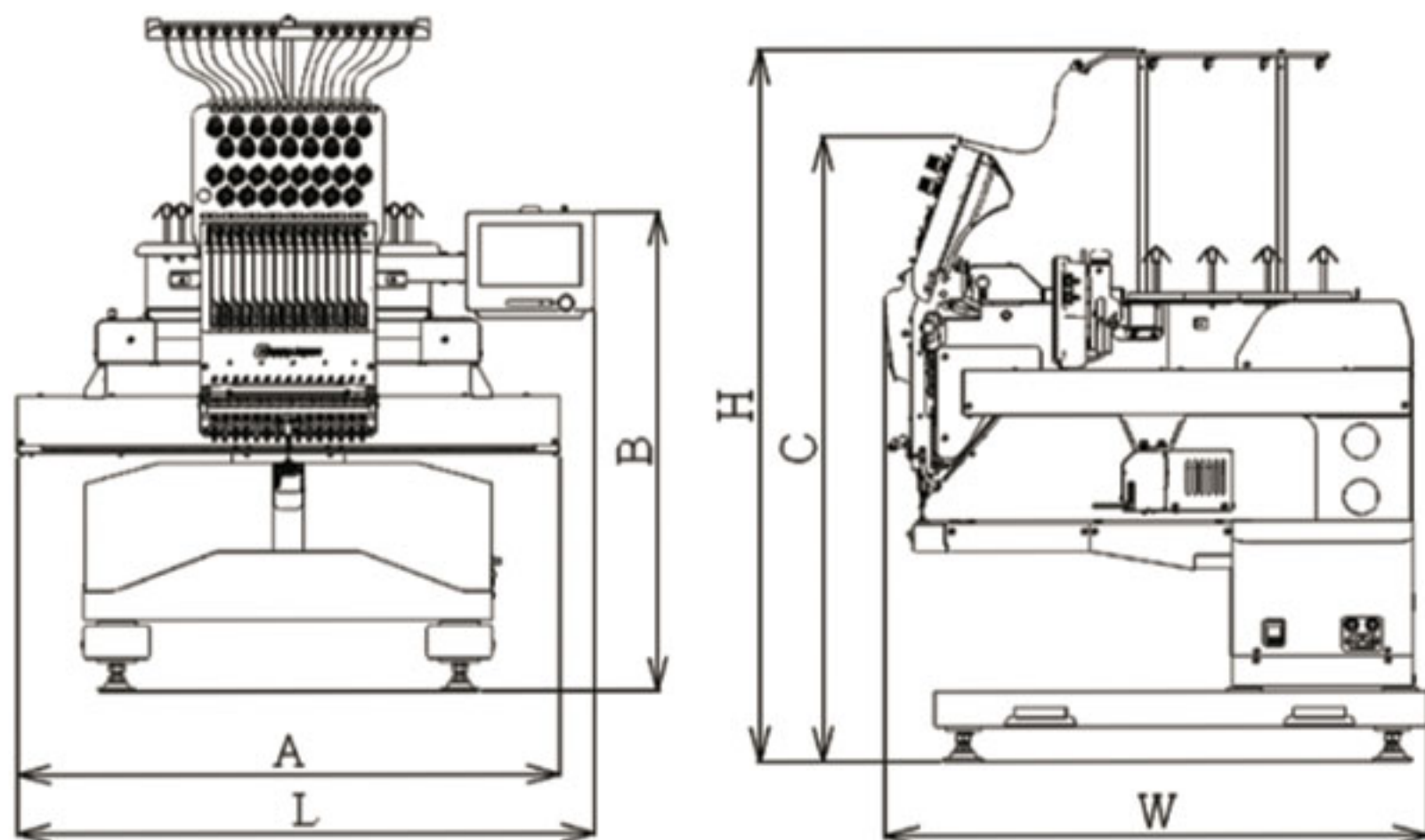


Automatic material thickness detection & compensation

● SPECIFICATIONS

MODEL	Head	Needles	Embroidery Area (D×W)			Maximum Speed (r.p.m.)	Stitch Length	Memory
			Maximum	Wide Cap Frame	Low-profile Cap Frame			
HCU-1501-40	1	15	400×600mm 15.7×23.6inch	80×360mm 3.2×14.2inch	70×180mm 2.8×7.1inch	1,500	0.1-12.7mm	100 million stitches / 3,000 designs

MODEL	Power Supply	Power Consumption	Frequency	Weight	Dimensions						
					L	W	H	A	B	C	
HCU-1501-40	Single Phase 110-115V 200-230V	200W	50/60Hz	99kg 218lbs	874	781	1,023	822	726	899	(mm)
					34	31	40	32	29	35	(inch)



● Embroidery area may be limited by hoops to be used. ● Specifications are subject to change without notice. ● Maximum speed may change by sewing conditions.