


The EZ Weeding™ Table heats up for easier weeding of heat transfer vinyl, making the production process more efficient.



*Patent Pending



INCREASE PRODUCTIVITY

Materials will release easily from the carrier, reducing weeding time by an average of 60%.

Four incline positions help reduce operator fatigue.

PERFORMANCE



Weeding Surface: 20" x 36"

1-year warranty

SHIPPING

31" x 43" x 8" • 28 lbs.

\$625



UNBOX

Carefully unbox the EZ-Weeding™ Table and place it on a secure surface.

ATTACH HOLD-DOWN BRACKET

Using the (4) nuts and bolts provided, attach the material hold-down bracket to the table.

CONNECT POWER

Connect the plug to the weeding table and plug into a 110 volt power outlet.

TURN ON

Turn on the EZ-Weeding Table by using the power switch located on the left side of the table.

SELECT TEMPERATURE

Low: 110°F
Medium: 120°F
High: 130°F

The temperature light will turn green when proper temperature is reached.

STAHL'S
Hotronix®

THE WORLD'S BEST-SELLING HEAT PRESSES

STAHL'S Hotronix® offers premiere warranties on all heat presses and Blue Ribbon Support 24/7/365. For more information, visit Hotronix.com

HOTRONIX.COM | 800.727.8520

Hotronix® is a registered trademark of STAHL'S Inc. with numerous patents/patents pending. ©STAHL'S Inc. 2021

