

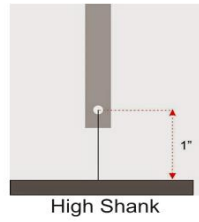
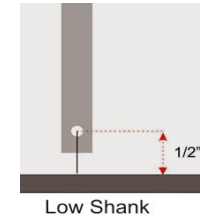


RULER FOOT & TEMPLATE SIZE GUIDE


To determine your shank size: Lower your foot and measure the distance between the center of the hole for the foot mounting screw, and the needle plate (reference images to the right).

We offer 4 different 1/2" Ruler Foot styles and 3 different thicknesses of templates based on shank height.

The "1/2" refers to the diameter of the foot. This results in a stitch line that is always 1/4" from the outer edge of the foot.



DOMESTIC MACHINE 1/2" RULER FOOT SIZES



High Shank Special Foot (HSS)

High Shank Foot (HS)

Medium Shank Foot (MS)

Low Shank Foot (LS)

High Shank (HS) Templates for both HS & HSS Feet

Low Shank (LS) Templates for both LS & MS Feet

[Flip over for listing of popular machine models and their recommended Ruler Foot & Template sizes.](#)

TEMPLATE & RULER FOOT MACHINE SIZE GUIDE

Note: if your machine isn't listed below, it should be Low Shank

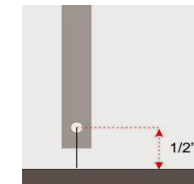
<p>Babylock - Low Shank Feet and Low Shank Templates (LS) except: <u>High Shank Foot & High Shank Templates</u> - Ellageo, Aria, Crescendo, Destiny, Unity, Journey, Spirit, Solaris <u>High Shank Special Foot & High Shank Templates</u> - Jane (BL500A), Quilter's Choice Pro (BLQP) <u>Long Arm Templates</u> - Crown Jewel, Tiara series</p>	<p>Janome - Low Shank Feet and Low Shank Templates (LS) except: <u>High Shank Foot & High Shank Templates</u> - Atelier 5, Skyline series, 300E, 350E, 552, 656A, MC 5000, MC 5700, MC 6600, MC 6600P, 6700P, 7700QCP, MC 8000, 8100QC, 8200QC, 8900QCP, MC 9000, MC 9400, MC 9500, MC 9700, MC 9900, MC 10000, MC 10001, MC 11000, MC 12000, MC 15000, XC500, M7 Continental <u>High Shank Special Foot & High Shank Templates</u> - 1600P, 1600P-DB, QC 1600 <u>Long Arm Templates</u> - AQ18, AQ26</p>
<p>Bernina - Low Shank Feet and Templates with #77 Shank Adapter: <u>Medium Shank Foot & Low Shank Templates</u> - 7 Series, 8 Series <u>High Shank Templates</u> - for use with Bernina's #72 Foot (any Template thickness will work, High Shank are recommended) <u>Long Arm Templates</u> - Q20, Q24</p>	<p>Pfaff - Low Shank Feet and Low Shank Templates (LS) except: <u>Medium Shank Foot & Low Shank Templates</u> - 2010, 2014, 2020, 2022, 2028, 2023, 2024, 2025, 2026, 2027, 2029, 2030, 2034, 2036, 2038, 2040, 2042, 2044, 2046, 2048, 2054, 2056, 2058, 2027, 2124, 2130, 2134, 2140, 2144, 2154, 2170, 2200, 6091, Creative Icon, Creative Sensation Pro, Creative Sensation, Creative Vision, Creative Performance, Creative 1.5 / 2.0 / 3.0 / 4.0 / 4.5, Performance 5.0 / 5.2, Quilt Expression 2.0 / 3.0 / 3.2 / 4.0 / 4.2, Expression 150 <u>High Shank Foot & High Shank Templates</u> - 1197, 1199, 1200, 1209, 1211, 1212, 1213, 1214, 1215, 1216, 1217, 1221, 1222, 1222E, 1222SE <u>High Shank Special Foot & High Shank Templates</u> - 1200 Grand Quilter <u>Long Arm Templates</u> - Grand Quilter 18.8, Power Quilter P3</p>
<p>Brother - Low Shank Feet and Low Shank Templates (LS) except: <u>High Shank Foot & High Shank Templates</u> - ULT 2001 / 2002 / 2003, VM2200, Vq2400, VQ3000, VM5100, VM6200, XV8500D, XV8550D, XP1, BQ2450, BQ3050 <u>High Shank Special Foot & High Shank Templates</u> - PQ1300, PQ1500S</p>	<p>Singer - Low Shank Feet and Low Shank Templates (LS) except: <u>High Shank Special Foot & High Shank Templates</u> - 20U 31-15, 247, 252, 360, 1191-D300A *Slant Shank Feet also available for select models, work with Low Shank Templates</p>
<p>Elna - Low Shank Feet and Low Shank Templates (LS) except: <u>High Shank Foot & High Shank Templates</u> - Super 64b, 580, 680, 720, 730, 740, 760, 780 Excellence, 860 Expressive, 7100, 7300 Pro, Expressive 900, Expressive 920</p>	<p>Viking - Low Shank Feet and Low Shank Templates (LS) except: <u>High Shank Special Foot & High Shank Templates</u> - Domestic Mega Quilter <u>Long Arm Templates</u> - Mega Quilter 18.8, Platinum 3000</p>
<p>EverSewn - Low Shank Feet and Low Shank Templates (LS)</p>	<p>Long Arm Templates (no Westalee Design Foot available*) - APQS, Bailey, Gammill, HandiQuilter, Tin Lizzie, other brands. Must specify whether foot diameter is 1/2" or 9/16" when ordering *1/2" Westalee Design Ruler Foot available for Gammill only</p>
<p>Handi Quilter - <u>Low Shank Feet and Low Shank Templates</u> - HQ210 <u>High Shank Feet and High Shank Templates</u> - HQ710 <u>High Shank Special Feet and High Shank Templates</u> - HQ510</p>	
<p>Juki - Low Shank Feet and Low Shank Templates (LS) except: <u>High Shank Special Foot & High Shank Templates</u> - DDL-227, DDL-555, DDL-8700, TL-98e, TL-98p, TL-98qe, TL-2000Qi, TL-2010, TL-2200QVP Mini</p>	

Note: Decorative Thread Ruler Foot is available for all machines except those requiring a High Shank Special Ruler Foot

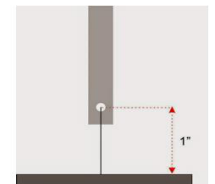
6mm (1/4") Long Arm Templates

4.5mm High Shank Templates - Recommended for both HS & HSS Feet

3mm (1/8") Low Shank Templates - Recommended for both LS & MS Feet



Low Shank



High Shank