

# SUPER JEANS®

**TOYOTA**  
**SUPERJ34**




**GLIDE OVER 12 LAYERS**

**FOR PROFESSIONAL FINISH  
FROM A DOMESTIC MACHINE**



**LIGHT WEIGHT (5.2KG) PORTABLE BUT DURABLE**



[www.home-sewing.com](http://www.home-sewing.com)

**JAPANESE TECHNOLOGY**








## Glide over 12 layers

The Gliding Foot is especially designed to sew extra thick Jeans hem and other thick fabrics



## Ergonomic Design for Easy Sewing

1. Easy to see needle drop point
2. Easy to use large dials, levers and wide sewing area
3. Top loading rotary system with see through cover
4. Presser foot pressure
5. Easy stitch selection dial
6. Stitch length control
7. Reverse sewing lever
8. Drop feed lever



## Built-in Quick Adviser

- How to thread the machine ?
- How to put the bobbin in ?
- Trouble shooting to wind the bobbin
- Trouble shooting for stitch problem



## Built-in needle threader Main power switch



Easy to operate

Safety and Energy Saving

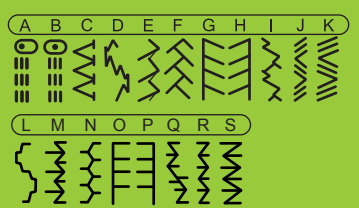


## Multi-purpose programmes

### 15 standard programmes

- |                                    |   |   |   |   |                             |   |   |   |    |                                       |    |    |    |    |
|------------------------------------|---|---|---|---|-----------------------------|---|---|---|----|---------------------------------------|----|----|----|----|
| 1                                  | 2 | 3 | 4 | 5 | 6                           | 7 | 8 | 9 | 10 | 11                                    | 12 | 13 | 14 | 15 |
|                                    |   |   |   |   |                             |   |   |   |    |                                       |    |    |    |    |
| 1-2-3-4. Buttonhole                |   |   |   |   |                             |   |   |   |    | 11. Decorative stitch overcasting     |    |    |    |    |
| 5. Straight stitch (left side)     |   |   |   |   | 6. Straight stitch (center) |   |   |   |    | 12. Decorative stitch                 |    |    |    |    |
| Zipper insertion                   |   |   |   |   |                             |   |   |   |    | 13. Decorative stitch                 |    |    |    |    |
| 7. Blind hem stitch                |   |   |   |   | 8. Decorative stitch        |   |   |   |    | 14. Zigzag stitch (medium)            |    |    |    |    |
| 9. Stretch fabric blind hem stitch |   |   |   |   | 10. Mending stitch          |   |   |   |    | 15. Zigzag stitch (large) overcasting |    |    |    |    |

### 19 Stretch & Decoration stitches



A to S : Decorative and stretch stitches



### Standard accessories

- \*Standard needle (x 2)
- \*Jeans needle (x 2)
- \*Ball point needle (x 1)
- \*Gliding foot
- \*Overcasting foot
- \*Zipper foot
- \*Roller foot
- \*Blind hem foot
- \*Buttonhole foot
- \*Plastic bobbin (x 2)
- \*Spool cap
- \*Buttonhole cutter
- \*Quilting guide
- \*Screw driver for needle plate



### Other included accessories

- \*Dust cover
- \*Electronic foot controller
- \*Quick Guide instruction manual
- \*CD manual
- \*Gliding Foot Instruction manual and Sewing tips

## Specifications

- Maximum stitch length: 4mm
- Maximum stitch width: 5mm
- Needle position: center / left
- Main unit weight: 5.2 kg
- Sewing machine size:
  - Width: 410mm
  - Depth: 198mm
  - Height: 294mm
- Rated voltage: 220-240V
- Rated frequency: 50 Hz
- Rated power: 65 W
- Light Bulb: 15 W
- Series: SP200