


# Platinum™ Q | 165

16" Longarm Quilting Machine



## FEATURES AND BENEFITS



### LED Lighting

LED lighting around the needle area for a superior view of your workspace.\*

### 2 Stitch Regulation Modes

Achieve consistent and beautiful stitch quality by setting the regulated stitch length between 4-18 stitches per inch for a professional finish. Choose between 2 stitch regulation modes for consistent stitch quality with any technique: Precision for easy ruler work, and Cruise for precise placement of stitches.



### Color Touchscreen


The easy-to-navigate color touchscreen gives you access to machine features and all machine settings, conveniently located between the handlebars, allowing for quick changes.

### 1,800 Stitches-Per-Minute

Complete your projects in no time with stitching speeds up to 1,800 stitches per minute.

### Smooth Glide Track System

From large sweeping movements to small calculated designs, you will be able to move your machine easily with the smooth glide track system.



### Project Tools

All the project tools you need are directly on your screen. Track how much time you have worked on a project with the built-in Quilt Timer, see exactly how many stitches any project takes with the built-in Stitch Counter, and more.



### Ergonomic Design

The ergonomic handlebars are padded and have the perfect curve to keep you comfortable while stitching for any length of time. Plus, easily change the needle with the ergonomic thumb screw.



### Customizable Speed Settings

Save two customized speed settings in manual stitching mode to quickly and easily switch to the speed you desire.

### Needle Up/Down

Conveniently access the Needle Up/Down function on the top of your handlebars to set the needle to stop down in the fabric or in the highest position.



### Integrated USB Ports for Software Updates and More


The quilting machine and color touchscreen both have integrated USB ports for updates to ensure you always have access to the newest technology for your 16" longarm quilting machine.

### 2 Feet Included

The 1/4" ruler foot and the open-toe foot are included with the machine for more versatility out of the box.

### Extra Large Machine Space

Quilt large projects with room to spare in the 16" (40.6cm) throat space with 8" (20.3cm) vertical space.



### Large Capacity Bobbin

Quilt for a longer period of time without interruption with the large capacity M-Size bobbins.

### 4-Thread Spool Stand

Easily switch between colors in a project by having the next color ready to go on the 4-thread spool stand.



### Easy Release Take-up Bar

Adjust your quilt position on the frame with the easy release take-up bar so you spend less time setting up your quilt and more time quilting.

### Frame with Adjustable Height

Adjust the frame height to the height of the quilter for comfortable quilting and viewing angles no matter your height.



### Multiple Languages

Choose from multiple languages to read everything in your own language on screen. Includes English, German, French, and Spanish.

### Stand-Alone Bobbin Winder

Included with your quilting machine is a separate bobbin winder. Wind bobbins while stitching on the machine so you always have a bobbin ready when you need it.

### Built-In Diagnostics

Use the built-in diagnostic tests to help determine what, if anything, on your machine needs to be serviced from the comfort of your own home before taking it to an authorized service technician.